

Academic Resources for High School Students

Mrs. Denise Martin

IF Coordinator

Classroom Intervention Specialist

Welcome
to
High School!

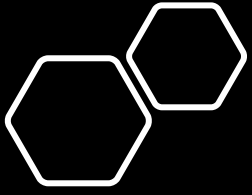
**I am Mrs. Denise Martin,
the IF Coordinator for high
school and the Classroom
Intervention Specialist for
the school. I am excited to
introduce you to tips for
high school success and
some important resources
available to your 9th grade
student.**



TIPS for High School Success

- *Begin with the end in mind ...*
- Know How You are Smart
- Use an Agenda
- Prepare for Tests
- Study Smart
- Take Good Notes
- Complete Homework/Classwork





Know How You Are Smart.

- - Knowing your learning style helps you understand how you engage in learning.
- - Take the learning style quiz using the link to the left. After taking the quiz, you will know what your learning style is and be linked to study tips that compliment your style.

Learning Style Assessment

Use an Agenda.

*You can also sync all your class assignments to Google Calendar (directions here->)

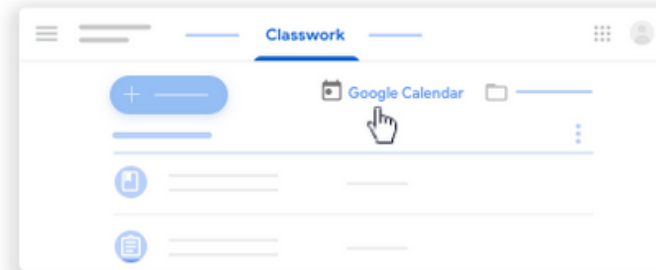
View due dates and events in your Google Calendar

In your Google Calendar, you can find all your class calendars. Guardians can't see anything in Google Calendar unless you share a calendar with them.

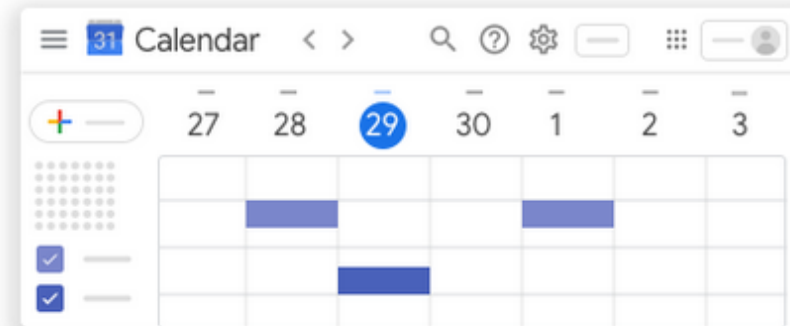
1. Go to classroom.google.com and click **Sign In**.

Sign in with your Google Account. For example, *you@yourschool.edu* or *you@gmail.com*. [Learn more](#) .

2. Click the class > **Classwork**.
3. At the top, click Google Calendar 📅.



4. For details, click an item.



5. (Optional) To see or hide other class calendars, on the left, under **Other calendars**, check or uncheck the box next to a class.

Prepare for Tests

1- Prepare early

- Ask questions
- Listen in class
- Take notes
- Reading done before test

2- Make sure you know what information the test will cover and what kind of test it will be.

**“Before
anything
else,
preparation
is the key.”**

-Alexander Graham Bell

Study Smart

Where and When to Study

- Comfortable, quiet, well-lit area (NOT your bed!)
- Eliminate distractions
 - NO cell phone, TV, games
- Study when you are most alert
- Don't procrastinate!

Organize your Study Time

- Prioritize your work- most important tasks first
- Chunk- break large assignments into smaller pieces
- Alternate types of work
- Take breaks (30 min. study/5 min. break)

2 1/2"

6"

2"

6"

SUMMARY

WRITTEN AFTER CLASS. BRIEF SUMMARY HIGHLIGHTING THE MAIN POINTS IN THE NOTES ON THIS PAGE. USED TO FIND INFO LATER.

Name: _____

Main Idea and Details

Main Idea: _____

Detail: _____

Detail: _____

Detail: _____

Summary: _____

Turn in Classwork and Homework!

- Zeros KILL your grade! (turn in something- even partially done is better than nothing!)
- Know about each teacher's late policy. (Syllabus)
- Ask questions if unsure.

HOW DO HIGH PERFORMING SCHOOLS RESPOND WHEN STUDENTS DO NOT LEARN?



Set high expectations coupled with extra help and extra time



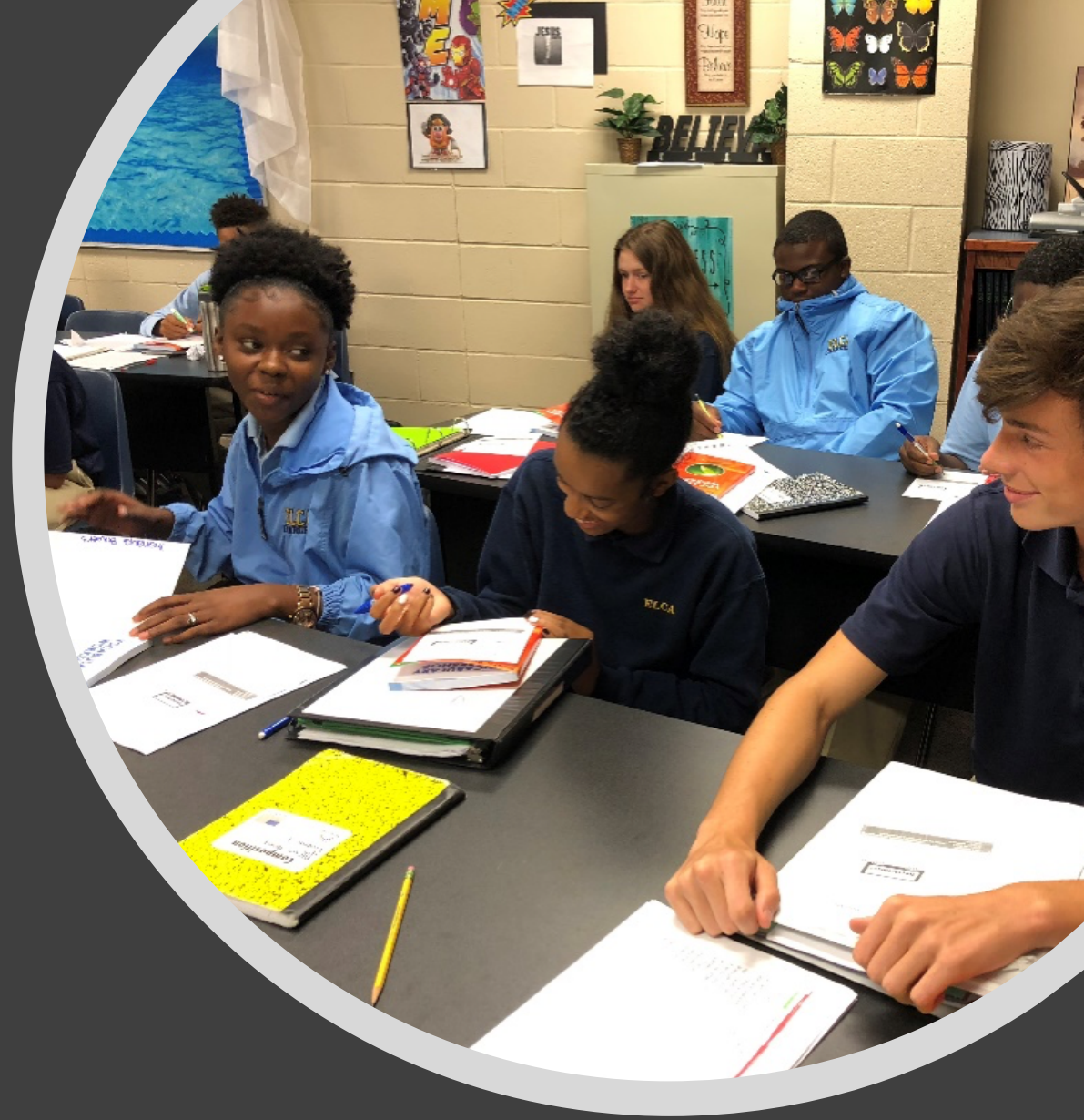
Use a systemic approach to identify struggling students



Provide extra help and assistance *in multiple ways.*

Instructional Focus

- Instructional Focus (IF) is a twenty-five minute non-credit bearing course that affords students the opportunity for tutoring and/or enrichment during the school day. IF is an extension of the fifth period class in which students have scheduled time to complete various assignments, homework or projects. IF also serves as a vehicle for mandatory tutoring for those students who may need additional assistance in mastering mathematical concepts or in improving reading and writing skills.



**Instructional
Focus:**

**Academic
Enrichment /
Extension**

Enrichment

Extension – IF Learning Lab

IF Extension on Fridays

IF Extension with Content Teacher

Self-Assessment Tracking Sheets

2020-2021 5th Period IF Schedule

- IF Coordinator –
Denise Martin
[denise.martin@eagles
landing.org](mailto:denise.martin@eagleslanding.org)
-

Lunch A		Lunch B	
11:34 - 12:28	CLASS	11:34 – 12:28	CLASS
12:30 – 12:55	LUNCH	12:30 – 12:55	IF
1:02 – 1:27	IF	1:02 – 1:27	LUNCH

We Offer Peer-tutoring!!

Students are ready to tutor in all subject areas.

- Find and fill out the tutoring form. (directions ---→)
- Students charge from \$10-\$20 per 45-minute session depending on the subject.
- Both in-person and virtual tutoring are available.

GO TO:

- Elcaonline.org
 - Academics
 - High School
 - Peer-tutoring
- Fill out the Form with contact info., subject, times available, and a peer-tutor will contact you.

Questions??

Feel free to
contact me.



Mrs. Denise
Martin



Denise.martin@eagleslanding
.org